

**Subject:** HI Course - Installing AFT Fathom

**Attachments:** [image001.png](#)  
[image002.png](#)  
[image003.png](#)



*Dynamic solutions for a fluid world™*



## Pump System Optimization and Assessment Course January 2024

AFT Fathom™ will be used during the course.  
Please follow the instructions to install it to your computer.

---

**Below is a step-by-step guide to get the  
following application up and running.**



*\*Note: Our products require Windows for installation and  
an internet connection to license the software\**



### **AFT Fathom™**


AFT Fathom is our **incompressible**  
pipe flow modeling tool

Download the Fathom 12 Installer from Dropbox



Right click on the download installer and **run as an Administrator**. A window will appear. Accept our License Agreement, then fill the Customer Information as follows.

Paste in the following license number:  
**01120-44788**



Select Local Installation, then install to the default location

After your installation and while connected to the internet, **run the application as an Administrator. You will receive an error message.**

Click **Okay** to the error, then **Yes** to try to activate the eLicense.

Paste in the following code:

**1A4E4009544848AB8790487D2497EA13**

Click **Activate**.

Congrats! You can now run AFT Fathom



Contact us if you have any questions or refer to the installation instructions online. Good luck!

**Contact Us**

Applied Flow Technology 2955 Professional Pl, Ste 301 | Colorado Springs, CO 80904 USA  
www.aft.com | (719) 686-1000 | Monday - Friday 8am - 5pm (MT)



Email Preference Settings

